

la perfumería

SUMMER 2022

de Mercadona

A deal with the
SUN

EVERYTHING TO ACHIEVE A BEAUTIFUL,
HEALTHY AND LASTING TAN



Special Eyelash Collection



Eyelash serum

Use day and night, before mascara or on its own.

Mascara

Enhance your gaze with longer, thicker eyelashes with greater volume.

Panoramic Mascara

Its brush helps to lift and curl eyelashes. Instant panoramic volume.

C O N T E N T S

CURLY METHOD



ELIXIR FLEUR DE MONOÏ



SUN PROTECTION



BEAUTY MOMENT



IN THE KEY OF GLOSS



3,2,1... GOODBYE HAIR!



Created by: MERCADONA, S.A.
Polígono Industrial Fuente del Jarro
C/ Ciudad de Liria, 5. 46988 Paterna / Valencia
Published by: Ediciones ELCA
Printed by: Jiménez Godoy
Copyright number: TO-0789-2008

The products that appear in this magazine correspond to Mercadona's standard selection of products. Some products may occasionally be unavailable due to space restrictions. Please ask our staff.
Free copy. Sale or marketing is prohibited.
© The owner of the magazine is MERCADONA, S.A. All rights reserved. Unauthorised full or partial use and/or reproduction of the magazine or the brands and/or logos is prohibited.



CURLY HAIR



The new
WAVE

Do you know how to achieve
smooth, defined curls?

Discover Curl Perfect and show off beautiful
curly hair: flexible, with movement and without frizz

What is the Curly Method?

The guidelines designed for caring for wavy and curly hair, which due to its natural structure, tends to be dryer.

The best products for this method are specially formulated to adequately hydrate and nourish this type of hair.

The curly method involves avoiding products which hide, dry or weigh down curly hair, replacing them with those that enhance its hydration and natural shine.



The **Curl Perfect** line contains 5 products for frequent use, divided between hair hygiene and styling:

1. SHAMPOO

2. HAIR MASK WITH RINSE

3. HAIR MASK WITHOUT RINSE

4. CURL ACTIVATOR GEL

5. SERUM

CURL PERFECT, STEP BY STEP

1 Shampoo

Sulphate-free, for gentle cleansing. Its formula enriched with coconut oil gives the hair the hydration it needs, enhancing curls and controlling frizz.



INSTRUCTIONS FOR USE

Remember the importance of using the fingertips, gently massaging when washing the hair. This allows thorough cleansing, activates blood circulation of the scalp and promotes proper hair growth.

2 Hair mask

Intensive hair mask, specially formulated with coconut oil and shea butter, which nourishes the curls, providing elasticity and definition.



INSTRUCTIONS FOR USE

OPTION A

- ✓ After washing the hair and removing excess water, apply the hair mask from mid-length to ends. Gently massage for good product penetration and leave to work for 2-3 minutes.

OPTION B

- ✓ For thorough hydration, it is recommended to apply the hair mask on dry hair which has first been combed. Spread the hair mask from mid-length to ends, wrap with a towel and leave to work for half an hour.
- ✓ For both options, rinse with plenty of water.



3 Hair mask without rinse

Coconut oil, aloe vera and linseed extract based hair mask without rinse, for hydrating and enhancing curls without weighing the hair down, making it more manageable and easier to comb.

INSTRUCTIONS FOR USE

- ✓ Apply to damp hair after washing, massaging from mid-length to the ends.
Do not rinse.
- ✓ It can be used between washes to reactivate and hydrate curls, first dampening the hair.



4 Curl activator gel

Curl styling gel specially designed for wavy and curly hair. With coconut oil, aloe vera, vegetable proteins and linseed extract, it gives the air hydration and flexible hold. The result is an elastic curl, with movement and free of frizz.

INSTRUCTIONS FOR USE

- ✓ Apply the gel to the palm of your hand and spread evenly on damp hair.
- ✓ Do not rinse.
- ✓ Next, style the hair with your fingers, air drying or using a diffuser.





5 Serum

Oil serum for daily use, made up of coconut, avocado, macadamia and argan oil. Gives the hair an extraordinary shine, sealing the ends and combatting frizz.

INSTRUCTIONS FOR USE

- ✓ Apply a few drops on the palm of the hand and spread over damp or dry hair.
- ✓ Spread evenly from mid-length to ends.
- ✓ Do not rinse. Comb regularly.





DEO
BODY SPRAY

ELIXIR
FLEUR DE

MONOÏ

FRAGRANCIA DURADERA
FRAGRANCIA DURADOURA

INSTANT
CONDITIONER
FILTRO UVA/UVB

ELIXIR
FLEUR DE

MONOÏ

PROTECCION
FRENTE A LOS RAJOS DEL SOL
(UVA Y UVB)

PROTECCION SOS RANOS DE 800
1000 HUMIDO E SECO.

EAU DE TOILETTE

ELIXIR
FLEUR DE

MONOÏ

MASK 3 IN 1
FILTRO UVA/UVB

ELIXIR
FLEUR DE

MONOÏ

PROTEGE Y REPARA
CON/SIN ACLARADO
PROTECCAO E REPARACAO
COM/SEM ENRAGUAR

G
DE BAÑ

EL
FLE

MO

FRAGANC
FRAGRANC



ELIXIR FLEUR DE
MONOÏ



The limited edition Elixir Fleur de Monoï summer collection returns. Made up of nine products with the same exotic fragrance to care for the skin and hair.



Did you know...?

Monoï is produced from the maceration of gardenia flowers from Tahiti, in French Polynesia, combined with coconut oil.

The combination of these ingredients leads to the sublime monoï, widely known for its multiple benefits for nourishing, repairing and moisturising skin and hair.

Gel, Deo Body Spray and Body Sorbet

With the gel, deo body spray and body sorbet, you can take care of your skin and achieve a sensation of cleanliness and freshness all day.

The body sorbet is formulated with a combination of monoï, macadamia and buriti oils.

Its light, refreshing texture and rapid absorption moisturise, soften and perfume the skin during the hottest months of the year.





Eau de toilette

An exotic, summery fragrance with gardenia, ylang-ylang and frangipani, combined with the sensuality of vanilla and tonka bean. Apply it on the wrists, neck or hair, and become intoxicated by its aroma.



Crackling Body Mousse and Body Glitter

This season, the Elixir Fleur de Monoï collection has two new products for moisturising, softening and brightening the skin.

- ✓ Crackling body mousse with an effervescent and refreshing effect.
- ✓ Body glitter gives the skin brightness and a subtle golden sparkle, visible in sunlight.

How is the Crackling Body Mousse used?

Shake vigorously, apply the foam to the palm of the hand and spread over the skin with circular movements to increase its crackling and refreshing effect.

Shampoo, Mask 3 in 1 and Instant Conditioner

They clean, hydrate and care for hair after sun exposure. They make hair soft and beautiful, increasing its natural shine. Additionally, they protect the hair from salt residue, chlorine and sunlight, avoiding drying and breakage of the hair fibres.

Instant Conditioner

Contains active ingredients and conditioning agents which protect the hair from the sun and damage caused by brushing.

How to use it?


Shake and apply to damp or dry hair before or during sun exposure, to condition, protect and untangle hair.



Mask 3 in 1 Instructions for use

The hair mask with UVA/UVB filter has three uses, depending on the need for hydration.

- 1 As a conditioner:** Apply to damp hair for 1 minute and rinse.
- 2 As a hair mask with rinse:** Apply to damp hair for 3 minutes and wash.
- 3 And as a treatment without rinse:** Apply a small quantity to damp hair, from mid-length to ends, to achieve greater nourishment and softness.



A deal with the
SUN

Prepare, protect and repair. Three basic rules for achieving a beautiful, healthy and lasting tan this summer.

Do you know how to protect your skin from the sun?



Do so **daily, 365 days** of the year, including on cloudy days in winter. Sun protector is your best ally for caring for your skin and avoiding premature ageing.



Apply the protector **30 minutes before** sun exposure.



Reapply every 2 hours, or after swimming, sweating or drying with a towel.



Protect yourself when you go out for a drink and before doing outdoor sports.



SPF 50+ Facial Sunscreen Fluid

Make peace with the sun

Enjoy and benefit from each ray of sunlight, but always with the right protection to care for and protect your skin.

- **Choose the right sun protection factor (SPF)** taking into account your skin type.
- **Pay special attention to sensitive areas** such as the nose, ears, shoulders, nape of the neck and top of the feet.
- **Limit sun exposure time** and avoid being out between 12pm and 4pm.
- Also **protect yourself with appropriate clothing and accessories:** hat, sarong, sunglasses, etc.





**SPF 30
Transparent
Sunscreen
Spray**



**SPF 30
Sun
Cream**



**SPF 50+
Sun
Cream**



**SPF 50+
Sun
Cream**
travel format




Warning!

Applying a smaller quantity of product may mean a significant reduction in protection.

Endless summer

Allow the exotic fragrance of Monoï to accompany you on your sunny days and help you to tan your skin in a safe and natural way.



SPF 15 dry texture monoï Sun Oil with tan accelerator



SPF 15 monoï Sunscreen Spray

AFTER SUN CARE

After exposure, it is essential to take extra care of your skin: moisturising, calming and refreshing, to repair it and prolong tanning.



After sun gel with aloe vera



Monoï after sun Lotion Spray



Beauty MOMENT

Facial masks which moisturise and care
for the skin while you have fun.
You'll love them!







Summer Mask

With watermelon and glacier water

- > Promotes the natural repair of the skin after sun exposure, and also helps to maintain a radiant tan.
- > Leave to work for 10 minutes.
- > For additional freshness, leave the mask in the fridge for 30 minutes before application.



INSTRUCTIONS FOR USE

-  **1** Apply the white part of the mask on the face.
-  **2** Separate the blue mesh and finish adjusting the mask on the face.
-  **3** Leave to work for 10 minutes
-  **4** Remove and massage until fully absorbed. Does not require rinsing.



Kids Mask

Enjoy taking a fun unicorn selfie!



- > For children from 3 years of age.
- > Formulated with natural ingredients. Cares for, softens and respects the skin while they have fun.
- > With strawberry and blueberry extract, they will be transported to a magical world that will make them shine like true unicorns.
- > Additionally, provitamin B5 and liquorice extract contribute to maintaining the skin's moisture.



INSTRUCTIONS FOR USE



1 Make sure to clean and dry your face.



2 Put on the mask and adjust the unicorn over your face.



3 Enjoy for 5 to 10 minutes!

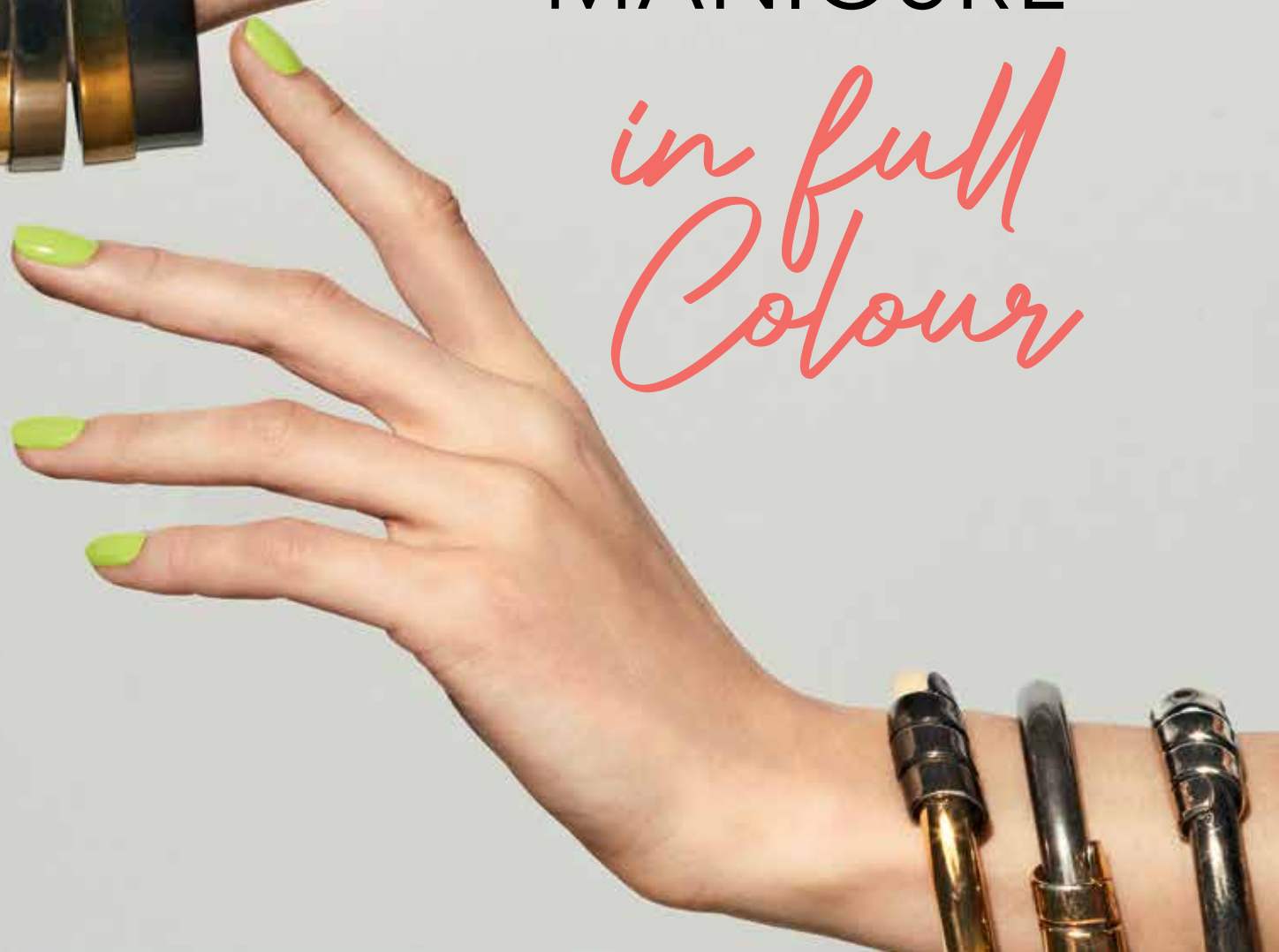


4 Remove the mask and gently massage the face. Does not require rinsing.



MANICURE

*in full
Colour*





In the key of Gloss }

Discover the new lip glosses with sparkling effect. Dare to combine them this summer with makeup full of colour, which will brighten your face.

Its creamy texture formula and pearly effect is perfect for achieving that spectacular shine on your lips.

In 3 tones, with a smooth, non-sticky finish and with a sweet vanilla aroma. This summer you won't need filters for your lips!

Look 1 Gloss PEARL





Look 2
Gloss CORAL





Look 3
Gloss VIOLET



Beauty List



LOOK 1 Gloss Pearl



LOOK 2 Gloss Coral



LOOK 3 Gloss Violet



- Metal Eyeshadow No. 19
- Matte Eyeshadows No. 01 and No. 03



- Metal Eyeshadow No. 13
- Long Lasting Eyeshadow No. 07



- Long Lasting Eyeshadow No. 04
- Long Lasting Eyeshadow No. 06



- Eyeliner No. 05
- Luminous Blush No. 03



- Brown eyeliner
- Luminous blusher No. 03



- Satin eyeshadow No. 08
- Luminous blusher No. 02



- Bronzing powder
- 4D Volume mascara



- Bronzing powder
- 4D Volume mascara



- Bronzing powder
- 4D Volume mascara



- Gloss No. 01 pearl



- Gloss No. 02 coral



- Gloss No. 03 violet



3,2,1... GOODBYE HAIR!

Hair removal

is an essential step in the beauty routine, and although it sometimes takes time and effort, it does not have to be painful.

There are several hair removal methods: Pulling out the hair from the root, cutting or shaving, bleaching, etc. Choose the most practical method best suited to your needs.

Ready to discover our line of hair removal products?

HAIR REMOVAL

REMOVING THE HAIR

Hair removal strips: The most practical, convenient and rapid solution for hair removal at home.

Perfect for being ready quickly, showing off soft and radiant skin.

The **Wax strips** are formulated based on orchid extract.

They provide professional results.

They include post-removal wipes for a perfect finish, helping to eliminate wax residue and calming the skin.



Facial wax strips



Special wax strips for Legs

HAIR REMOVAL

REMOVING THE HAIR



Professional wax in pearls



Hot wax for the body



Hot wax for the face and small areas

Hot wax, a method that pulls out hair from the root; the hair takes longer to grow back.

INSTRUCTIONS FOR USE

- ✓ Follow the instructions for use included in the kit.
- ✓ Take a walnut sized amount of wax with the spatula.
- ✓ Spread a layer 1 to 2mm thick in the direction the hair grows.
- ✓ When it hardens, pull firmly in the direction opposite that of hair growth, removing it from the root.
- ✓ Moisturise and soothe the area after removal.

- ✓ The **hot wax in cup format** (with a handle for better grip) is suitable for the microwave and for removing body hair.
- ✓ The **wax in dish format**, not suitable for the microwave, is used for small areas of the body, such as the groin or armpits, or on the face.
- ✓ The **wax in pearls** is not suitable for the microwave. It is used for filling any dish or electric devices for hot wax that you may have at home.

POST-HAIR REMOVAL SLOWING OIL



- Eliminates wax residue while moisturising, nourishing and soothing the skin without making it greasy, thanks to its dry texture formula.
- It contains active ingredients (wheat germ, almond oil and vitamin E) that help delay hair growth if used for at least 5 consecutive days after hair removal.



HAIR REMOVAL

SHAVING THE HAIR

Hair removal cream and a razor are methods that cut the hair. Practical and painless, the result lasts a shorter time than waxing.

INSTRUCTIONS FOR USING HAIR REMOVAL CREAM


- ✓ Always check the condition of the skin by doing a prior test.
- ✓ Cover the area with the cream and leave it to work (the time will depend on the area to be shaved, the amount and thickness of the hair).
- ✓ Remove using plenty of water.



Contains: cream, spatula and post-hair removal gel. Leave to act for a minimum of 3 and a maximum of 5 minutes.

Facial hair removal cream for sensitive skin

Men's hair removal cream for normal skin



Includes glove. Do not leave to work for more than 10 minutes.

Once applied, wait at least 2 minutes before getting in the shower.

While it is working, you can continue with your usual shower routine, avoiding direct exposure to the water, for at least 3 more minutes. Remove it easily with the glove, rinsing with plenty of water.

BODY 2 RAZOR

- ✓ With a non-slip rubber handle and pad, for more convenient and safer shaving.
- ✓ With a vitamin E, aloe vera and argan oil lubricating strip, for a better glide and smooth hair removal.
- ✓ With a tilting head with 2 blades and open geometry, which facilitates its cleaning and offers a close shave.



HAIR REMOVAL

BLEACHING THE HAIR

Bleaching is the best option for concealing body hair. Bleaching cream is quick and effective, making the hair almost invisible.

Its formula, enriched with ingredients with protective properties such as sweet almonds and chamomile, makes this bleaching experience gentler on the skin and easy to use thanks to its colour changing system, which indicates when the mixture is ready.



2 Apply the mixture on clean, dry skin using the spatula, ensuring to properly cover the hair.



5'-10'

3 Leave to work for 5 minutes on the face and 7 on the body.


INSTRUCTIONS FOR USE

1 Mix the same quantity of the bleaching base and activator cream in the tray until it has a uniform, mauve colour. The quantity depends on the area to be bleached.



4

Remove the mixture with the spatula, rinse with plenty of water and dry without rubbing.



Face and body bleaching cream. Contains: bleaching cream, activator cream, mixing tray and spatula





Anti-chafing stick FOR FEET

Prevents and protects the feet from chafing and blisters caused by footwear. Creates an invisible, protective, non-slip film, immediately reducing friction.





Children's **Very High SPF 50+** Sun Protection

-  Apply a good quantity of the product and spread well.
-  Pay special attention to sensitive areas such as the nose, the top of the feet and ears.

