

la perfumería

de Mercadona

SUMMER 2019

COLOUR
COCKTAIL

IT'S TIME TO BRING IN COLOUR
AND FLAUNT YOUR NAILS

FEELING

Summer

LEARN HOW TO TAN WITH NO RISK,
CARE FOR YOUR SKIN, AND GIVE
YOUR MIND A REST



Nutritivo
COLOR/COR+



CONTENTS

04 FEELING SUNNY
Learn how to tan with no risk, care for your skin, and give your mind a rest. Ready to conquer the summer?

12 THIRSTY FOR SUMMER
The antidote against high temperatures? Unique fragrances that are fresh and vital.

14 MUSTS FOR HIM
Keeping a healthy diet, exercising, and enough hours of sleep are three musts to look and feel good. If you add this beauty care, the result will be perfect.

16 CHANGING PACE
Less is more: your beauty philosophy this summer. Be happy, take care of your skin, and offer the best version of yourself.

22 EYE LOVERS
Metallic blue, green, and copper.
A burst of shine and colour in your eyes.

26 MANI-PEDI À LA CARTE
If you want to have an impeccable mani-pedi, don't just varnish. File, smooth, moisturise, and treat your cuticles, bring colour to your nails, and add a gloss. The previous steps you must follow to take care of your nails before adding colour.

30 COLOUR COCKTAIL
The hottest time of the year is coming, and colours are going up. Check your manicure: colours in their purest state, glitter, and flaunt your nails.

34 BEAUTY TRAVEL KIT
We have all you need to survive the summer and summer trips. Ready to fly away?



Published by: MERCADONA S.A.
Polígono Industrial Fuente del Jarro C/ Ciudad de Liria, 5.
46988 Paterna / Valencia
Designed by: Ediciones ELCA
Printed by: Jiménez Godoy
Legal deposit: TO-0789-2008

The products that appear in this magazine are part of Mercadona's standard selection. On occasion, due to space restrictions, some products may not be available. Please ask the members of our staff. This is a free copy; its sale or marketing is prohibited. © The owner of the magazine is MERCADONA, S.A. All rights reserved. Unauthorised total or partial use and/or reproduction of the magazine, as well as of the its trademarks and logos, is forbidden.

On the cover



The model is wearing:
Sun powder on the face
and, as eyeshadow,
Coral Blush, Water Resistant
Mascara, Lip Gloss No. 09,
and Nourishing + Colour Nail
Varnish No. 873 Coral.

la perfumería



FEELING *Summer*

*Learn how to tan with no risk, care for your skin, and give your mind a rest. **Ready to conquer the summer?***



The Sun is neither your friend nor your enemy. The best option is to enjoy its benefits and avoid its damage. You can tan, but cautiously. SPF creams allow us to tan in a healthy way, with no sunburn, achieving a more natural, lasting, and beautiful tan.



Tips under the sun

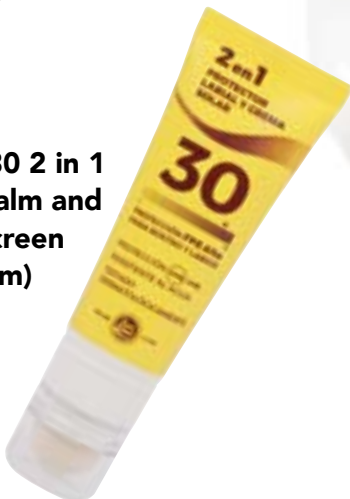


SPF 50+ Anti-ageing Facial Sunscreen Fluid



SPF 30 Sunscreen (Spray)

SPF 30 2 in 1 Lip Balm and Sunscreen (Cream)



SPF 30 Sunscreen (Milk)



SPF 50+ transparent Face Gel




SPF 50+ Sunscreen (Spray)



Transparent SPF 50+ sunscreen spray

- ✓ The first rule: protect yourself throughout the year, not just on the beach or by the pool. We should protect our skin every day, when we go for a walk in the city, have coffee on a terrace, when we do outdoor sports, on the mountain...
- ✓ It is advisable to apply an adequate amount of SPF distributed uniformly across the body and face half and hour before going out.
- ✓ Apply again every 2 hours.
- ✓ Choose an appropriate SPF for your skin phototype.
- ✓ Your allies: hat, sarong, sunglasses...
- ✓ You should bear in mind that, even if you use a water-resistant sunscreen, you should apply it again when you go out of the sea or pool, to ensure that the skin is protected at all times.
- ✓ Avoid going out in the sun in the central hours of the day. Gradual exposure before noon and after 16 h is recommended.
- ✓ Pay special attention to the most sensitive areas, such as nose, lips, ears, shoulders, nape, and soles.



Cream, fluid, milk, or oil. Select the sunscreen texture you are most comfortable with and best suits your skin type. And start to tan.



SPF 15 Sunscreen (Spray)



SPF 20 Sunscreen (Milk)



SPF 30 Sunscreen (Oil) Bronzer Dry Touch



REMEMBER

Drink water frequently before, during, and after being in the sun.



And after sunbathing?

After being in the sun, it's advisable to take a warm or cold shower, avoid hot water, which dries skin out. Then apply an after sun lotion to repair, soothe, cool, and moisturise your skin.



Repair After Sun Lotion extends your tan.



After Sun Gel with aloe vera



*Softness and care
for your hands*

THIRSTY FOR SUMMER

The antidote against high temperatures? Unique fragrances that are fresh and vital.



1 **Acción 9.60** sport water man / 2. **Vuela** eau de toilette woman / 3. **Como tú Viento** eau de toilette man / 4. **Simply Flowers Azahar** eau de toilette woman / 5. **Monogotas Manzana** eau de toilette woman / 6. **Woman 9.60** sport water woman / 7. **Desafío Sport** eau de toilette man.



Waterproof
summer look

Water Resistant Mascara + Waterproof Eyeliner

MUSTS *FOR HIM*

Keeping a healthy diet, exercising, and enough hours of sleep: three musts to look and feel good. If you add this beauty care, the result will be perfect.





LOOKING GOOD!

For a radiant look, it's advisable to moisturise your face every day, morning and night. The **Anti-Age Anti-Wrinkles Cream 9.60** tones and nourishes. The **Protecting Moisturiser 9.60** protects and moisturises the skin, leaving it smooth and soft. It has SPF 6 to care for and protect the skin.



BODY MATTERS

With active plant ingredients, the **Abdomen Reducing Gel 9.60** tones and specifically targets fatty deposits in the abdomen and around the waist. The **Men's Invisible Deodorant Spray** minimises clothes stains.



MEN STUFF

Help your skin to recover after shaving with an aftershave. Be it a gel, cream, or lotion, select the one that best suits your skin type to moisturise and pamper it. The **After Shave Gel** with natural aloe vera extract moisturises and cares for your skin. The **After Shave Balm** is specially indicated for sensitive skin that tends to become irritated. It contains organic camomile extract, and is enriched with vitamin E, which soothes and moisturises the skin after shaving.

la perfumería

CHANGE IN PACE

Less is more: your beauty philosophy this summer. Be happy, take care of your skin, and offer the best version of yourself.

A SIMPLE GESTURE

Oatmeal water, with its soothing properties, provides hydration, coolness, and wellbeing to sensitive and delicate skin. After a day on the beach or by the pool, spray a fine mist that will soothe and cool your face and body.



LIPS, LIPS!

Moisturise, nourish, and protect your lips against high temperatures and sunlight. Always carry the **SPF 15 Lip Balm** in your handbag.



BEAUTY TIP

A cold shower for your face and body is a surefire way to stimulate circulation and tone up during the warmer months.





ALL AT ONCE

The goal is to have soft, moisturised skin. It's essential to take special care during the summer months. Exfoliate at least once a week to keep your tan longer and make radiant when nourishing it. We recommend the **Mild Exfoliating Shower Gel**, and, to cleanse the skin, the **Passion Fruit Shower Gel** or the **Aloe Vera Dermo Shower Gel**. Then moisturise your skin with the moisturisers that you can find in the Mercadona Beauty department. Always select the ones that best suit your needs.





48H ACTION

Women's invisible Deodorant Spray.
Effectiveness and control against stains.





SUPPORT TEAM

Remember that getting beach ready is for the whole year, not just for the pre-summer months. Here are some treatments that can help you to take care of your body and keep in shape, provided that you have a good day, exercise on a daily basis, and drink more or less 2 litres of water per day.

✓ **Drenapur Sticks**, with blackberry, dandelion, and green tea. You can make it cold and drink it throughout the day like a soft drink.

✓ **Top Silueta**. A food supplement including different tea extracts and guarana seeds, that encourage weight loss and fat burning. How to use: every morning, dissolve one stick in 500 ml of water, stir, and it's ready to drink.

✓ **Lipo Reducer**, with L-Carnitine, guarana, and pineapple. Guarana stimulates lipid degradation. It is recommended to take one blister in the morning and another one before the midday meal, directly or dissolved in a glass of water. For best results, take it before exercising.

✓ **Lemon-flavour collagen**. Food supplement containing Collagen, Magnesium, Hyaluronic Acid, and Vitamin C, which contributes to normal collagen production for normal bone functioning. Add a small cap to a glass of water and stir immediately, without allowing the mix to rest.





Sun cream
SPF 50+ tinted



**BE
GREEN**

Find the colour that suits you and apply it to your eyelids and eyelashes for a unique look in which the eyes play the main role.

EYE  LOVERS

Metallic blue, green, and copper.
A burst of shine and colour in your eyes.



BLUE SUMMER

An eyeliner and a metallic eyeshadow in the same tone are enough to create the smoky look we all want. The texture of the **Eye Lovers** eyeshadows leaves a metallic sheen on the eyelid, providing a creamy, intense hue.



MASTER TOUCH

Defined, glossy eyelashes.

Eye Lovers mascaras are applied from the root to the tips for a perfect finish.

They can also be used as a highlight for your usual mascara, adding colour to the tips only.

INTENSE COPPER

Nude lips take a step back to allow the eyes to shine. This look, in metallic coppers, is ideal for long summer nights.



BE GREEN

Hydra-Comfort Base No. 03 medium beige (1) / Matte Eyeshadow No. 13 cream (2) / Eye Lovers Eyeshadow No. 01 metallic green (3) / Eye Lovers Eyeliner No. 105 green (4) / Eye Lovers Mascara No. 01 metallic green (5) / Blush No. 03 golden (6) / Color Fix Lipstick No. 01 earthy pink (7).



BLUE SUMMER

Hydra-Comfort Base No. 03 medium beige (1) / Eye Lovers Eyeshadow No. 02 metallic blue (8) / Eye Lovers Eyeshadow No. 08 metallic copper (14) / Eye Lovers Eyeliner No. 104 blue (9) / Eye Lovers Mascara No. 02 metallic blue (10) / Blush No. 03 golden (6) / Color Fix Lipstick No. 01 soft pink (11) / Nourishing + Colour Nail Varnish No. 881 pearly blue (12).



INTENSE COPPER

Hydra-Comfort Base No. 03 medium beige (1) / Eye Lovers Eyeshadow No. 03 metallic copper (14) / Eye Lovers Eyeliner No. 106 copper (15) / Eye Lovers Mascara No. 03 metallic copper (13) / Sun powder (16) / Lipgloss No. 09 (17).



MANI-PEDI À LA CARTE

If you want to have an impeccable mani-pedi, don't just varnish. File, smooth, moisturise, and treat your cuticles, bring colour to your nails, and add a gloss. The previous steps you must follow to take care of your nails before adding colour.

7 GUIDELINES FOR PERFECT NAILS



1

File your nails always in the same direction to avoid breaking or splintering them.



Fibreglass Nail File



Nail file

2

Polish them until they are smooth.

3

Treat the cuticles. Apply the **Cuticle Remover Gel** around them and leave it on for 1 minute. Then wash your hands with soap and water and remove the cuticles using the **Orange Tree Sticks** and the **Cuticle Cutter**, if necessary.



4



Protect and strengthen using the **Vitamin-Enriched, Smoothing 9 in 1 Base**.



5

Add colour in your favourite hue. Apply two varnish layers to make the colour more intense and seal the nails.



Nourishing + Colour Nail Varnish No. 877 pink



6

The **Quick-Dry Gloss** will help to dry, seal, and extend the life of the varnish.



7

Nourish your nails and cuticles with the **Vitamin Oil**. Finally, moisturise your hands and feet using the creams available in the Mercadona Beauty department. Select the one that best suits your needs.

MUSTS



Toe Spacer



Toenail Clipper



Nail Scissors

Drying Drops




Foot File



Effervescent manicure tablets





METALLIC MASCARA



METALLIC EYELINER



METALLIC EYESHADOW

EYE LOVERS
deliplus



Colour • COCKTAIL

The hottest time of the year is coming, and colours are going up. Check your manicure: colour in their purest state, glitter, and flaunt your nails.

HAPPY hour

On the left-hand page,
Lipgloss No. 10 and
**Nourishing + Colour Nail
Varnish No. 873 coral.**
On this page, **Nourishing
+ Colour Nail Varnish
No. 875 green.**





A TOAST to the sun

**Lipgloss No. 11,
Nourishing + Colour
Nail Varnishes No. 884
pearly white and
No. 879 *glitter*.**



so fresh!

**Nourishing + Colour Nail Varnish
No. 882 pearly strawberry.**



BEAUTY KIT

travel



We have all you need to survive the summer and summer trips. Ready to fly away?



No-rinse Handwash
Hygiene and freshness; keep your hands clean all day round.



Deodorant Wipes
Protection, softness, and freshness.



Moisturising Tears
Fast, natural moisturising for dry eyes caused by environmental factors. Eyedrops in single doses, perfect to always carry with you.



SPF 50 Sunscreen (Milk) travel size
Protect your skin wherever you are.



O'lysee Moisturiser and Cleansing Foam
With aloe vera and water lily extracts, particularly indicated to moisturise and soothe dry and sensitive skin. Boast perfect skin also on holiday. How? Deep-cleansing, moisturising, and nourishing it every day.




Anti-Friction Stick for the feet
Your invisible ally, which protects your feet against blisters and friction.



TRAVEL LIST *kids*



Superman eau de toilette



Minnie Mouse body cologne



Justice League children's toothpaste



Henry the Happy Monster and Vampirina toothbrushes



Roll-One Sting Relief

Cools and soothes the skin after being stung by insects, jellyfish, or nettles.

It's summer, the time for fun and outdoor adventures to enjoy with the little ones.

Catapum Arnica Stick
Softens and comforts their skin.



Children's After Sun Lotion
Contains aloe vera, mimosa, and marigold, key ingredients to soothe, moisturise, and repair children's skin.



SPF 50+ Children's Sunscreen (Cream and Milk)



after sun
MANGO & TIARÉ

