

la perfumería

AUTUMN 2022

de Mercadona

AND ALSO...

DISCOVER
THE SERUM
YOUR SKIN
NEEDS

FACIAL CARE
AND MAKE-UP
2 LIMITED
EDITIONS WITH
12 ESSENTIALS

THE PERFECT Shave

Essential tips and razors

Royal Jelly and Propolis

deliplus



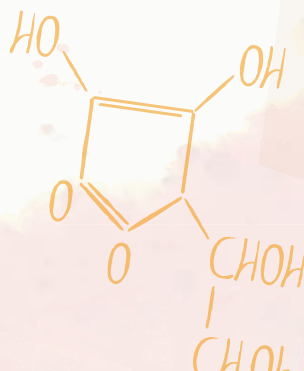
Manuka

Ivy

Fennel

Made from royal jelly, propolis, manuka honey and essential oil, plant extracts and vitamin C

Vitamin C



CONTENTS

PERFECT SHAVE



FACIAL SERUMS



ELIXIR TOUCHE DE LAVANDE



ALL BLONDE



LET'S MAKE-UP!



BEAUTY ESSENTIALS



Created by: MERCADONA, S.A.
Polígono Industrial Fuente del Jarro
C/ Ciudad de Liria, 5. 46988 Paterna / Valencia
Published by: Ediciones ELCA
Printed by: Jiménez Godoy
Copyright number: TO-0789-2008

The products that appear in this magazine correspond to Mercadona's standard selection of products. Some products may occasionally be unavailable due to space restrictions. Please ask our staff.
Free copy. Sale or marketing is prohibited.
© The owner of the magazine is MERCADONA, S.A. All rights reserved. Unauthorised full or partial use and/or reproduction of the magazine or the brands and/or logos is prohibited.




A close-up photograph of a man with dark hair and a beard, looking directly at the camera. He is holding a safety razor to his face, which is covered in white shaving foam. The background is blurred, showing another person's arm and hand holding a razor. The overall tone is professional and focused on grooming.

PERFECT SHAVE

**Looking for an impeccable,
irritation-free shave?**

Discover the essential tools and foolproof
tips for the perfect shave while caring for
your skin. Take note!

Basic tips for the perfect shave



- ✓ Wash your face with soap and warm or hot water to soften the hair and make shaving easier.
- ✓ Take advantage of the shower! The steam from the water helps to open your hair follicles, making shaving smoother and less irritating.
- ✓ Apply shaving gel or foam in a circular motion to penetrate the skin and soften the hair. This will help the razor glide more easily over the face without irritating your skin.
- ✓ Lastly, rinse your face with water, gently pat it dry, and moisturise and soothe your skin.



Shaving foam with cocoa butter for sensitive skin.



Shaving foam with cocoa butter and vitamin E for normal skin.



Travel-size shaving gel for sensitive skin.




Shaving gel for sensitive skin.

Complete your shaving kit

It's equally important to choose the right products for the best shave possible: gel or foam, depending on your skin type... How to choose the right razor.

Check out these razors specially designed for men looking for a perfect, irritation-free shave every day.



Wider spacing between blades for easier cleaning.

Active 2 and Active 3 disposable razors

- ✓ Lubricating strip with vitamin E and aloe vera.
- ✓ Tilting head that adapts to the contours of the face.
- ✓ Long, non-slip rubber handle for a comfortable shave and improved control from any angle.



Precision System 3 cartridge razor

- ✓ Lubricating strip with vitamin E and aloe vera.
- ✓ Tilting head that adapts to the contours of the face.
- ✓ Long, non-slip rubber handle for a more comfortable shave.



Precision System 6 cartridge razor

- ✓ Specially designed for sensitive skin and thick beards.
- ✓ Double lubricating strip with aloe vera and vitamin E.
- ✓ Tilting and pivoting head that adapts to the contours of the face.
- ✓ Ergonomically designed handle.
- ✓ Precision shaving in hard-to-reach areas (under the nose and sideburns).



Facial serums



Hydrate, protect, repair, regenerate...
We have the perfect serum for you
Discover it!

HYDRATE / HYALURONIC ACID & CERAMIDE SERUM

- Hydrating and anti-ageing properties.
- Suitable for all skin types, even the most sensitive skin.
- **How to use:** apply to clean face by gently massaging into the skin until completely absorbed, during the day and at night, before your regular cream.



SISBELA / 12% SILICON SERUM

- Firming and regenerating properties.
- Suitable for all skin types.
- **How to use:** apply 6 drops to clean, dry skin, morning and night, and massage until completely absorbed.





REGEN SKIN / RETINOL SERUM

- Anti-ageing and regenerating properties.
- Suitable for skin that is not very sensitive or irritable.
- **How to use:** apply 3 to 4 drops every other night to clean, dry skin before using your regular cream. Avoid the area around the eyes and mucous membranes due to their sensitivity.

SKIN CARE / GROWTH FACTOR AMPOULES

- Intensive seven-day rejuvenating treatment for more hydrated and glowing skin.
- One ampoule per day (half in the morning and half at night) in the indicated order.

- ✓ Day 1: **Hydrate**
- ✓ Day 2: **Firm**
- ✓ Day 3: **Repair**
- ✓ Day 4: **Even out your skin tone**
- ✓ Day 5: **Fill**
- ✓ Day 6: **Antioxidant effect**
- ✓ Day 7: **Rejuvenate**



**THE PACKAGING IS
MADE OF RECYCLED AND
RECYCLABLE PLASTIC**

HYDRATE / CONCENTRATED HYALURONIC ACID AMPOULES

- > Hydrating properties — reduces wrinkles.
- > Suitable for all skin types.
- > **How to use:** shake the ampoule before use, pour the contents into your hand and apply to the desired area, massaging until completely absorbed.



ANTIOX / LYCOPENE OIL

- > Antioxidant properties and anti-ageing effect. Regular use reduces blemishes and wrinkles, leaving the skin glowing.
- > Suitable for all skin types.
- > **How to use:** apply morning and night, on its own or combined with your regular moisturiser.



Elixir



TOUCHE DE LAVANDE

The new **limited-edition collection** features seven products designed to pamper your skin while creating an incredible feeling of relaxation and wellbeing.



Elixir TOUCHE DE LAVANDE



Foaming Bath Gel

- ✓ Shake and apply the desired amount while holding the bottle upright.
- ✓ Apply to wet skin and rinse. Enjoy the fragrance and relaxing effect.



Hair Drying Turban Towel

- ✓ Comfortable and lightweight — ideal for drying hair.
- ✓ Pre-heat in the microwave to improve the effectiveness of hair treatments.



2-in-1 Sponge

- ✓ The softer side creates lather with the gel.
- ✓ The rougher, exfoliating side helps to remove dead skin cells, oil and dirt.



Dry Body Oil

- ✓ Body elixir made from 100% natural oils.
- ✓ Dry body oil that nourishes, protects, regenerates and hydrates the skin.



Exfoliating Hand Soap

- ✓ Gently cleanses and exfoliates hands.
- ✓ Leaves skin feeling pampered.



Hand Cream

- ✓ Hydrates and perfumes.



Eau de Parfum

- ✓ Fresh and elegant lavender combined with the intense creaminess of Mediterranean white flowers and a warm harmony that envelops and enhances the calming effect of the captivating and sensual fragrance.





ALL blonde

Have you tried Colorcor ammonia-free permanent hair dye?

A hair dye that conceals grey hair, leaving your hair soft and shiny. Keep reading for a simple guide for using it at home. Choose your favourite ash blonde tone and enjoy beautiful and healthy hair with long-lasting colour and no orange highlights.

Colorcor permanent hair dye

0% AMMONIA

Discover its ammonia-free colouring formula containing argan, jojoba and shea oil, combined with Plexrepair technology offering incredible results while restoring the hair's internal structure and making it more resistant to damage.



THE SET CONTAINS:

- ✓ Applicator bottle with Developer Emulsion (A).
- ✓ Tube of Permanent Colouring Cream (B).
- ✓ Post Colour Nourishing Treatment Sachet (C).
- ✓ 5 Benefits Serum Sachet, providing instant shine and helping to seal the tips for beautiful and vibrant hair (D).
- ✓ A pair of gloves.

Do you know how to dye your hair at home?

Warning:
please read
the instruction
leaflet and take
the allergy test
48 hours before
application.

1 PREPARATION

- Cover your shoulders with a towel and put on gloves.
- Add the contents of the Permanent Colour Cream tube to the applicator bottle containing the Developer Emulsion.
- Close the bottle and shake well to obtain a homogeneous mixture.
- Snap off the applicator tip immediately after preparing the mixture and apply.

APPLICATION

Option A. Application on dyed hair with a similar tone.

- Apply the mixture to dry hair. Spread the product over the roots, using the tip of the applicator to separate the hair. Cover all your roots and leave for 20 minutes. Leave for 25 minutes if you have a lot of grey hair.
- Apply the rest of the product to the middle and tips of the hair. Massage gently and leave on for 10 minutes. The application process should take 30 minutes (35 minutes if you have a lot of grey hair).

Option B. Application on natural hair, hair dyed more than 3 months ago or hair with a completely different colour to your chosen hair dye.

- Same procedure. The only difference is that there is no waiting: start with the roots and then apply to the middle and tips of the hair. Leave for 30 minutes (35 minutes if you have a lot of grey hair).



APPLICATION INSTRUCTIONS


2 RINSING

- Once the waiting time has passed, rinse with a little water and massage gently. Then rinse with plenty of lukewarm water until the water runs clear. Wash twice with shampoo to remove any remaining product.
- Apply the Nourishing Treatment + Plexrepair, massage gently and leave for 2 to 3 minutes. Rinse and keep any remaining product for future applications.



3 FINISHING

- Finally, pour a few drops of 5 Benefits Serum into your hands and work evenly into your hair from the middle to the tips, making sure to avoid the roots. Adjust the dose according to the length of your hair.
- The product can be applied to wet or dry hair.





THE MODEL HAS USED: COLORCOR 0% AMMONIA PERMANENT HAIR DYE 8.1

Find your perfect blonde.

If in doubt between two shades, always go for the lighter one.



THE MODEL HAS USED: COLORCOR 0% AMMONIA PERMANENT HAIR DYE 9.1

Toning hair mask

Blonde hair



Want to get rid of those yellow highlights?

Try our black mask with activated bamboo charcoal designed to soften blonde tones and enhance the platinum effect.

ULTRA PLATINUM TONING HAIR MASK

Ultra hair toning treatment that instantly neutralises yellowish and orange tones, enhancing the platinum effect of your hair.

Its açai and activated bamboo charcoal formula nourishes, softens and adds shine to the hair.



INSTRUCTIONS FOR USE

After washing and drying your hair, apply the mask from roots to tips, making sure that your hair is coated all over.

Avoid the scalp.

Depending on your hair colour and desired intensity, leave the mask on for the following times:

- ✓ 1 minute on platinum and/or severely bleached hair.
- ✓ 2-3 minutes on light blonde hair.
- ✓ 4-5 minutes on orange or greyish hair.

Do not leave on for more than 5 minutes.

Rinse off with plenty of water and wash your hands well after use.

ULTRA PLATINUM TONING HAIR MASK

Who is this hair mask for?

Designed for anyone with blonde or bleached hair looking for the platinum effect, the Toning Hair Mask will instantly neutralise yellow and orange highlights.



REMEMBER

Avoid contact with the eyes and mucous membranes.
Avoid contact with clothing as it may cause stains.
If you notice any stains on surfaces or skin after use,
rinse immediately with plenty of water.

TIP

- ✓ Apply the Platinum Ultra Toning Hair Mask to preserve your blonde hair. Its anti-orange/yellow effect will help you keep your beautiful platinum blonde hair for longer.
- ✓ We recommend using it once a week. Do not use it daily. For optimal results, it is best to tone your hair gradually.

Tampons

100% Cotton

●●●●
SUPER PLUS



REGULAR
●●●●

SUPER
●●●●

Let's Make-up!



Look 1 - Perfect complexion

The Especial Maquillaje collection offers everything you need for a smooth and perfect complexion. **This autumn, go for a smooth skin complexion.**

No Transfer Make-up

- ✓ Its high coverage ensures a long-lasting, flawless complexion.
- ✓ Suitable for all skin types, including dry skin (provided it has been previously moisturised).
- ✓ Long-lasting non-transfer liquid make-up.
- ✓ Apply with a sponge, brush or fingers.

Matte Mousse Make-up

- ✓ Silky touch, high coverage, light texture and mattifying finish.
- ✓ Especially suitable for normal to oily skin.
- ✓ It helps control shiny skin during the day and enhances the complexion.



Pore primer

- ✓ Conceals pores and small expression lines.
- ✓ Creamy texture with a touch of colour and velvety matte finish, creating an invisible film that enhances the complexion.
- ✓ Apply before foundation for a refining effect.

Camouflage concealer

- ✓ For all skin types, it conceals everything from dark circles under the eyes to redness. Thanks to its high coverage, it even conceals freckles and tattoos.
- ✓ Natural and radiant finish.
- ✓ Two shades available.
- ✓ Apply a small amount to the desired area and blend with a brush or dab with your fingertips.



Look 2 - Endless autumn

Before and after



All products in the Especial Maquillaje collection cover, even out and perfect your skin. They even conceal blemishes, freckles and tattoos.

Silky skin with no filters.

Beauty List



LOOK 1 - Perfect complexion

LOOK 2 - Endless autumn



Pore Primer


Camouflage Concealer no. 01

No Transfer Make-up

Pore Primer

Camouflage Concealer no. 01

Matte Mousse Make-up



Bronzing powder

Eyebrow micro profiler (light)

Satin Blusher no. 02

Bronzing powder

Eyebrow micro profiler (light)

Matte Blusher no. 02



Matte Eyeshadow no. 03

Satin Eyeshadows no. 10 and 11

Long Xtrem Mascara

Matte Eyeshadows no. 01 and 03

Long Xtrem Mascara



Cherry lip liner no. 07

Matte Liquid Lipstick no. 08

Matte Liquid Lipstick no. 08

Hydration

for your body



Collection

3 in 1

Limited Edition



3-IN-1 COLLECTION NAIL POLISHES NO. 138, 139, 140, 141, AND 142.

Maximum colour, hardening and quick drying.

With two coats, your nails will look perfect and ready to take on autumn in style.

Anti-stain
BODY SPRAY



**Enhanced durability
and intensity**

BEAUTY ESSENTIALS



My Moment 12 facial essentials

Twelve facial beauty care products. Suitable for all skin types.



Best Lashes
Eyelash
Strengtheners.

INSTRUCTIONS FOR USE

Apply to the upper eyelid as you would an eyeliner, avoiding direct contact with the eyes.



First Cream
Nourishing
repair cream.
Hydrated and
supple skin.



**Rescue
Face**
Revitalising
facial scrub.
Clean and
rejuvenated
skin.



Bright Eyes
Anti-dark circles
eye contour
cream.



Gua Sha
Facial massager.
Firm, radiant and
relaxed skin.

INSTRUCTIONS FOR USE

On moisturised skin, glide the Gua Sha over the following areas:

- A** Neck: glide upwards using the flat side.
- B** Facial contours: glide from the centre of the chin to the ear.
- C** Cheeks: glide from the cheekbone to the temple.
- D** Forehead: glide from between the eyebrows to the hairline.



We recommend making each upward movement 3 times. When finished, clean the Gua Sha with soap and water and dry well.

Night Repair
Skin rejuvenation.
Even skin tone and
radiance.



**Perfection
Lotion**
Cellular renewal,
eliminating
imperfections
and balancing
pH.



**My
Darling
Essence**
Protected
skin, cellular
antioxidant.



Ultimate Serum
Oxygenating and
energising cellular
serum for
oxygenated and
revitalised skin.



Primer Sérum
Anti-ageing,
botox-like
effect. Smooth
skin, wrinkle
filler.



Lift Booster
Immediate
tightening and
firming. Firm and
smooth skin.



Ultra-Glow Mist
Super hydrating
and brightening
(with face
brightening
pigment).

LIMITED EDITION



The 12 Make-up Essentials

Lip Cream

Liquid lipstick for long-lasting colour and shine.

Lip Gloss

Hydrating lip gloss.

Lip Scrub

Strawberry-scented lip exfoliant.

Lipstick

Lipstick for a velvet finish.

Bronzer

Get a perfect, blemish-free complexion with a natural tanned effect to look stunning at all times.

Lip Liner

Lip liner.

Blush & Highlighter

Blusher and highlighter to add depth to your make-up.

Eyeliner

Black eyeliner pencil.

Eyeshadow Palette + Brush

Eyeshadow palette to create infinite looks.

Liquid Concealer

High coverage concealer with a natural finish.

Make-up sponge

Perfect for applying all types of foundation: Cream, compact powder, loose powder, or liquid textures.

NO+

Lice





Rejuvenate your skin

Spheres of vitamin E and hyaluronic acid